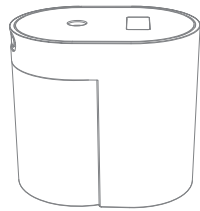


完成尺寸:72x72mm

iBRIDGE 全自動感應酒精消毒機



IBUV006用戶手冊

使用產品前請仔細閱讀此說明書以保證產品得到正確使用

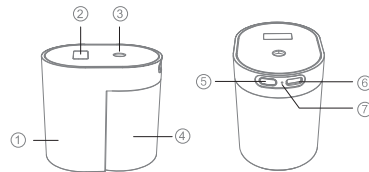
產品規格

額定功率：2W
額定輸入：DC5.0V / 1.0A
產品材質：ABS / PP / 電子元件
執行標準：Q / DQDZ 1-2017

水箱容量：100ml
產品重量：138g
產品尺寸：84x60x76mm

產品示意圖

① 機身 ② 感應窗 ③ 噴霧口 ④ 水箱 ⑤ 開關按鈕
⑥ 充電口 ⑦ 工作指示燈



產品內容：智慧感應噴霧器x1 說明書x1 Type-C充電線x1 備用棉芯x1

使用說明

1. 打開水箱,加入不超過容積4/5的濃度為75%的酒精,然後把水箱安裝好。
2. 短按按鈕開機(感應窗藍色指示燈亮三秒),產品進入工作狀態;如需關機,再次短按即可。
3. 將手或物體放置到感應窗口上方0-12cm處,待感應後自動開啓噴霧,10秒自動停止噴霧;如需再次噴霧需要重新感應即可。
4. 主機超過24小時不使用,產品自動關機。
5. 產品內置電池,請使用DC5V1A電源插頭進行充電,產品充電時候亮紅燈,充滿電後亮綠燈。

警告

1. 不要將本機浸入到液體中,也不要使液體浸入機器
2. 本機的安全放置位置應遠離熱源、散熱器、加熱器、等其它生熱設備,以免發生危險
3. 本產品原理是微孔霧化,建議使用濃度為75%的酒精,不要使用油性、強酸性等液體
4. 產品噴霧工作時,請遠離火源以免發生危險
4. 不要私自拆卸或維修本產品

保固卡_保固須知

- 感謝您購買本產品,本產品自售出起一年內免費保固服務,請妥善保存保固卡並填寫相關資訊,以備保固使用。
- 自購買起7天內無理由退款退貨,且不影响二次銷售,客戶需承擔寄回運費。
- 自購買起7天且30天內非人為損壞的質量問題,不予退款退貨,可換貨,客戶需承擔寄回運費。
- 顧客在使用過程中出現人為故障,維修將收取相應的維修費用。

產品型號:

用戶姓名:

聯繫電話:

聯繫地址:

說明緣由:

不良原因: 退貨 換貨 保固

委製商/進口商: 群曜國際有限公司
地址: 台北市內湖區瑞光路66巷27號4樓
電話: +886-2-87805615

合格證
QUALIFIED CERTIFICATE

生產日期
DATE

檢驗員
CHECKER



WARRANTY CARD

Warranty

- Thank you for purchasing this product. This product is provide free warranty service within one year from the time of ordering, please save the warranty card and fill in the relevant information for warranty use.
- Return within 7 days from the purchase for no reason, and it does not affect the second sale, the customer must bear the shipping cost.
- Quality problem of non-human damage between 7 days and 30 days from purchase is not refundable, but can be exchanged, the customer must bear the shipping cost.
- Quality problem caused by human fault during the use, appropriate repair costs will be charged if require repair.

Product model No.:

Username:

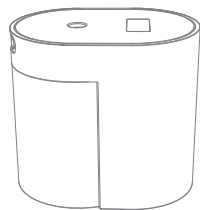
Contact number:

Address:

Reason : Return Exchange Warranty

Reason for return:

iBRIDGE Intelligent Induction Sterilizer



IBUV006 USER MANUAL

Please read this manual carefully before use to ensure that the product can be used correctly

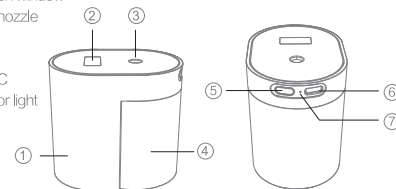
Product Specification

Rated Power: 2W
Input: DC5.0V/1.0A
Weight: 138g

Tank capacity: 100ml
Product Size: 84x60x76mm
Raw Material: ABS/PP/PCBA
Standard sheet: Q/DQDZ 1-2017

Product Diagram

① Fuselage
② Induction window
③ Spray nozzle
④ Tank
⑤ Switch
⑥ Type-C
⑦ Indicator light



Product contents: SterilizerX1, ManualX1, Type-C cableX1, Spare cotton coreX1

Instructions

1. Unscrew the water tank, add 75% alcohol of no more than 4 / 5 of the volume, and then install the water tank.
2. Press the key briefly to start the machine (the blue indicator light of the induction window is on for three seconds), and the product will enter the working state; if you need to shut down the machine, press the key again.
3. Place your hand or object 0-12cm above the induction window and turn on the spray after infrared induction. The spray stops automatically for 10 seconds. If you need to re-sense the spray again, you can.
4. If the host is not used for more than 24 hours, the product will be shut down automatically.
5. The product has built-in batteries, please use the DC5V1A adapter to charge, the product will be charged with a red light, full charge with a green light.

Notice

Do not immerse the machine in liquid, and do not immerse the liquid in the machine;
The machine shall be placed away from heat source, radiator, heater and other heat generating equipment;
The principle of the product is microporous atomization, It is recommended to use 75% alcohol instead of oily, strong acid and other liquids;
When spraying products, keep away from fire sources to avoid fire,
Do not disassemble or repair the product without permission.